

# 2017-18 MPS Essentials of School Culture and Climate Survey

## MORGANDALE SCHOOL

Ambitious Instruction - 6<sup>th</sup> - 8<sup>th</sup> grade

Student response rate: 75%



*Prepared by the Office of Socially Responsible Evaluation in Education at the University of Wisconsin,  
Milwaukee.*

## How to interpret the results

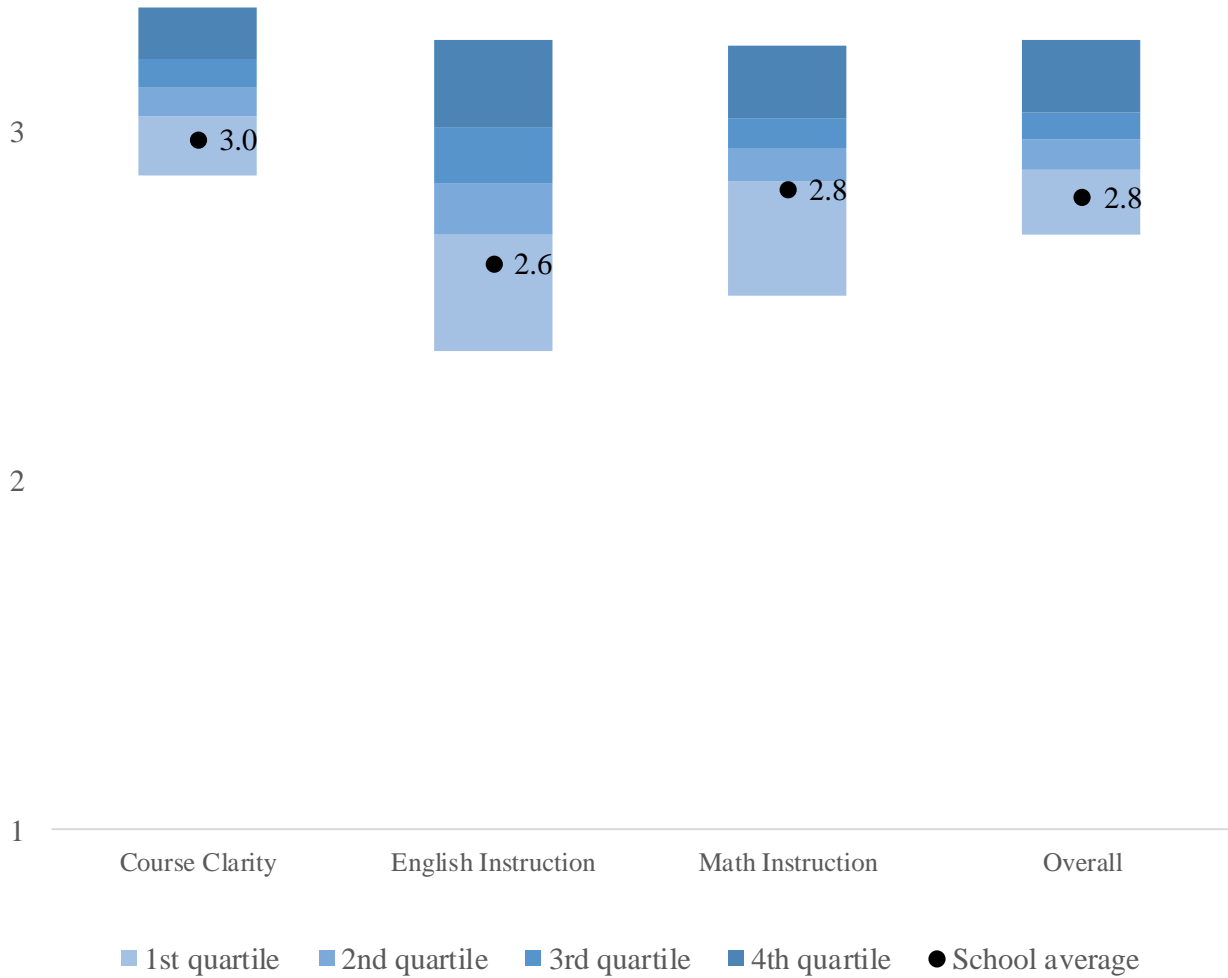
The first figure presents the overall results of the Ambitious Instruction scale of the ESCC survey and the subdomains of the scale for 6<sup>th</sup> - 8<sup>th</sup> grade students. The shaded areas reflect the range of Ambitious Instruction ratings for MPS schools. The light blue shaded area represents the bottom 25<sup>th</sup> percentile, or 1<sup>st</sup> quartile, of schools. Each darker blue shaded area represents the next quartile, such that schools in the darkest shaded area are in the top 25% of schools, or most organized in that area. Where the second and third shaded areas meet represents the average Ambitious Instruction rating for MPS schools.

Your school's score (a black dot) on each of the components of the Ambitious Instruction scale reflects the average of your student ratings on the questions that comprise that component. All survey responses were adjusted to be on a four point scale. Higher scores reflect more organized schools. Locating your school's scores within the distribution of other scores across MPS allows you to identify strength and challenge areas both internally and comparatively.

Subsequent pages present your school's results for each of the specific questions that comprise each domain measured in the survey. These figures show the percentages of your students that chose each of possible answers to the questions. In addition, these figures show the average percentage of students in other MPS schools that chose each of the possible answers to the questions. These figures will help you understand what is driving your school's results.

## Overall Ambitious Instruction - 6<sup>th</sup> – 8<sup>th</sup> grade results

4



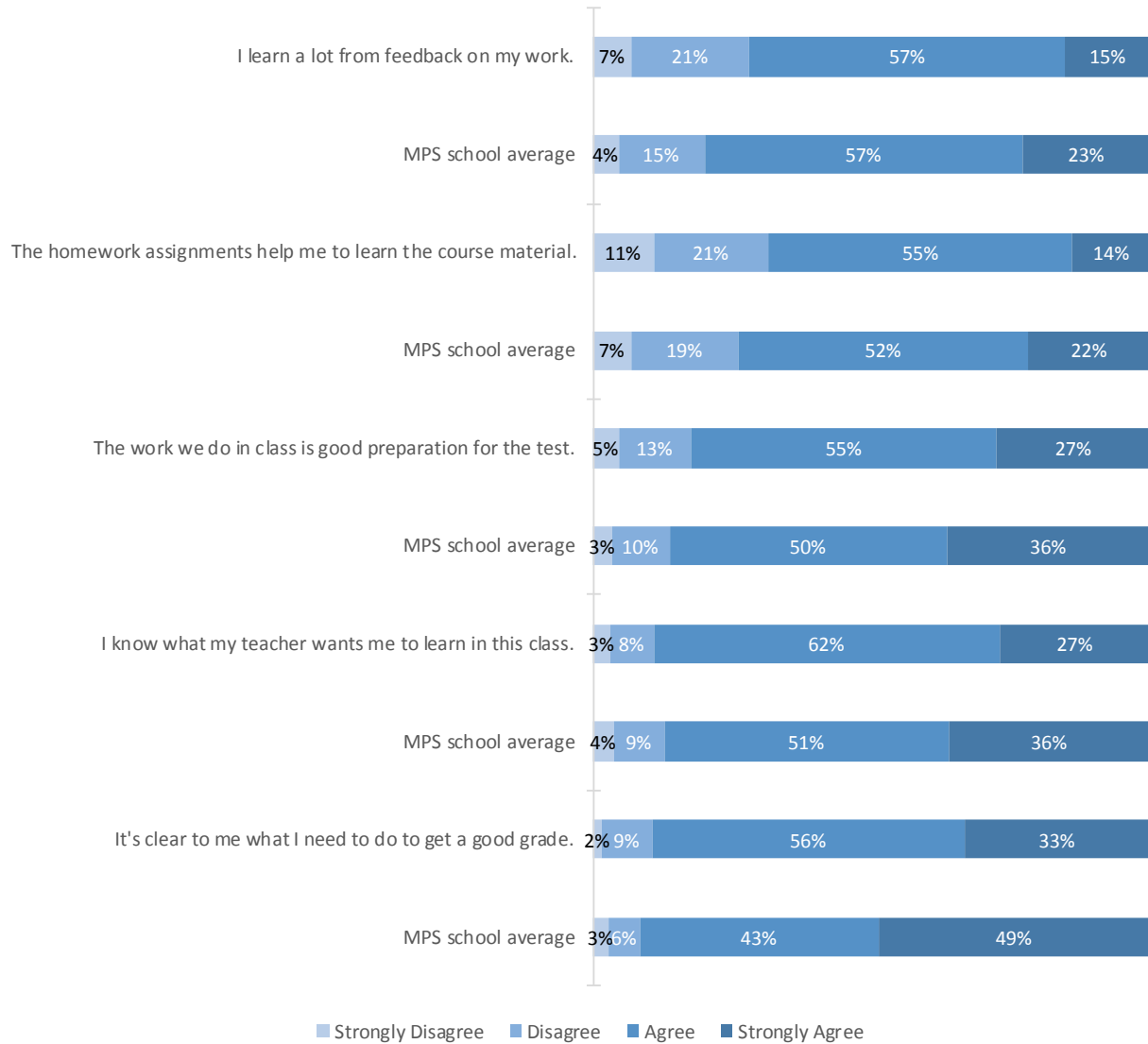
2

1

The shaded areas reflect the range of Ambitious Instruction ratings for other MPS schools. The light blue shaded area represents the bottom 25th percentile, or 1st quartile, of schools. Each slightly darker blue shaded area represents the next quartile, such that schools in the darkest shaded area are in the top 25% of schools, or most organized in that area. Where the second and third shaded areas meet represents the average Ambitious Instruction rating for MPS schools. Your school's score (a black dot) on each of the components of the Ambitious Instruction scale reflects the average of your student ratings on the questions that comprise that component. All survey responses were adjusted to be on a four point scale. Higher scores reflect more organized schools. Locating your school's scores within the distribution of other scores across MPS allows you to identify strength and challenge areas both internally and comparatively.

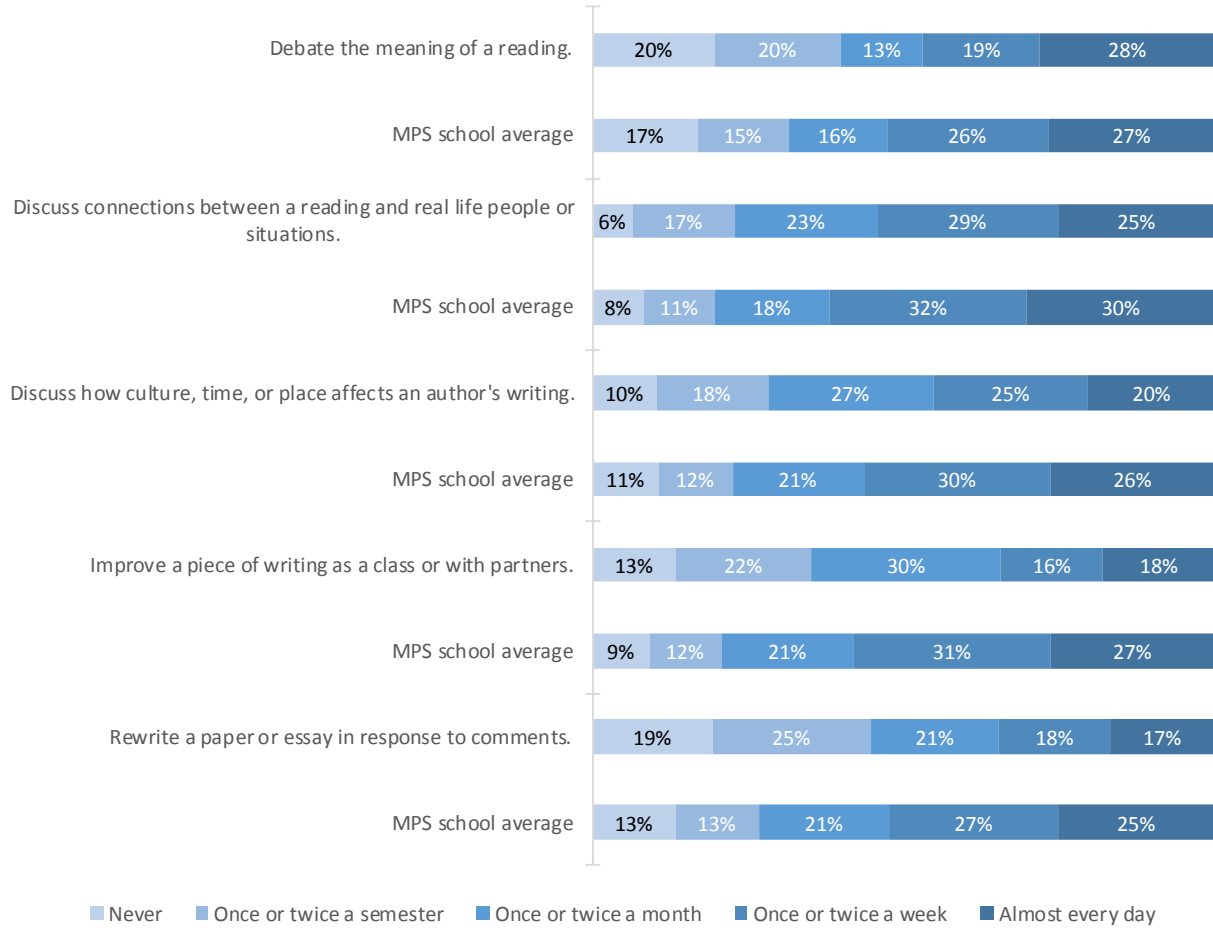
## Questions about course clarity

**How much do you agree or disagree with the following statements?**



## Questions about English instruction

### How often do you do the following...



## Questions about math instruction

### How often do you do the following...

